

# Mobile Trading Platform

## User Guide

### ios Set-up Instructions

# 1 Installation

## Step 1

Go to the “**App Store**” icon on the iPhone/iPad. Search for “**Metaquotes**” in the search bar that appears and select **MetaTrader 4**.

## Step 2

Select “**Free**” followed by the “**Install App**” tab. The App Store prompts for Apple ID and password.



### Step 3

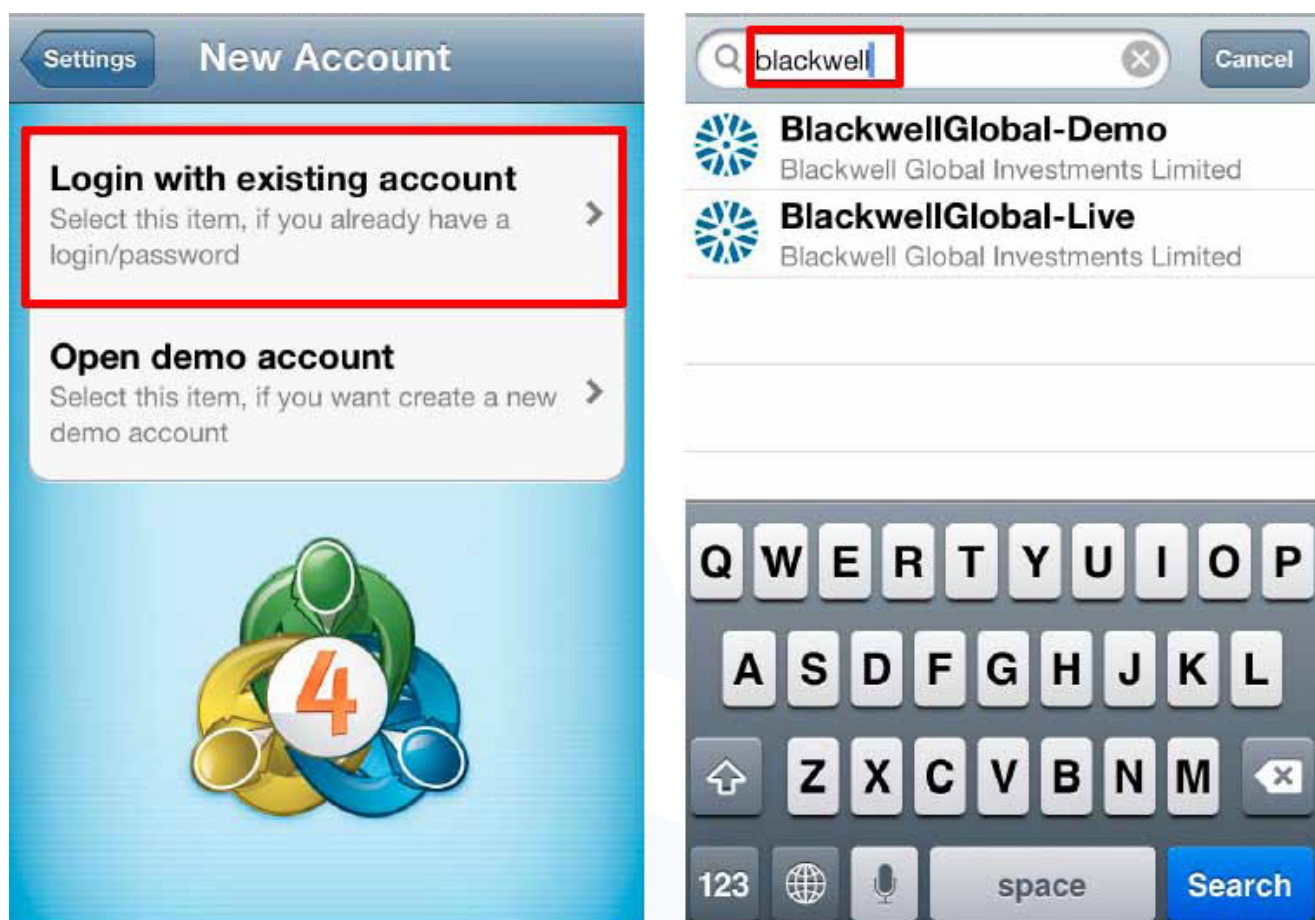
Once the download is fully completed, the user can access the “**MetaTrader 4**” app.

### Step 4

Select “**Login with existing account**”.

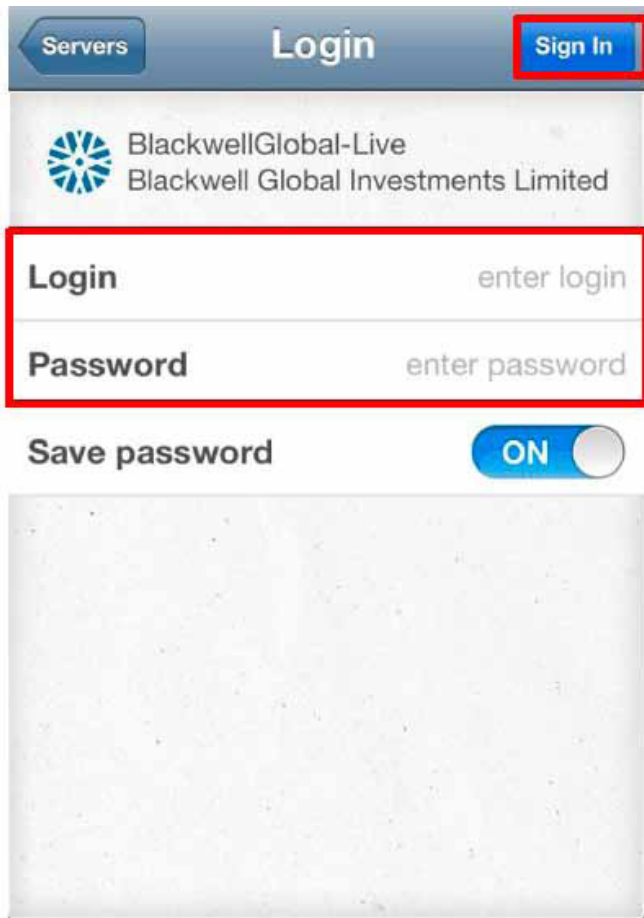
### Step 5

Enter “**Blackwell**” into the search bar that appears and select “**Demo**” or “**Live**” according to the desired account type.




## Step 6

Enter the login and password. Click on “**Sign In**” to start trading.



Servers Login Sign In

 BlackwellGlobal-Live  
Blackwell Global Investments Limited

Login enter login

Password enter password

Save password  ON

#### RISK WARNING

Forex and CFDs are leveraged financial instruments. Trading on such leveraged products carries a high level of risk and may not be suitable for all investors. Please read and understand the risk disclosure policy before entering any transaction with Blackwell Global.

[www.blackwelltrader.com](http://www.blackwelltrader.com)